

FLAMEPROOF MULTIPURPOSE DOOR

Effective barrier at flames, maximum security



ADVANTAGES

- > Ideal for those areas where, although a product with firestop benefits is not necessary, its use is recommended.
- > Available in a wide range of standard dimensions.
- > Great value for money.
- > Custom dimensions available, to adapt the door to any need.
- > Higher torsional stiffness of the leaf compared to the traditional assembling method.
- > Highly durable and resistant to corrosion galvanised steel and the epoxy powder Paint.
- > Thermal insulation 1.2 (W/m2k).
- > Easily installable open Z frame .
- > Excellent standard hardware.
- > Self-closing hinge included.
- > There is a variety of extra accessories available (see our accessories catalogue).
- > Tested for over 200.000 opening and closing cycles.
- > Very versatile.
- > Certified as a whole.
- > Approved by ISO 9001:2008 regulation.




CERTIFICATES

- > Fire resistance of 30 and 60 minutes (hinge side exposed to fire) according to European Regulation EN 1634-1:2010.
- > ISO 9001:2015 Certificate.

DOOR LEAF

- > Made of 0.7 or 0.9mm thick galvanised steel sheets and assembled by a roll-forming machine that folds the edges twice, stitching the lid and the tray parts of the leaf.
- > Rockwool insulation: 70kg/m3.
- > Galvanised steel stiffeners.
- > Hexagonal 14x36mm zinc-plated anti-burglary pin
- > Door thickness: 53mm approximately.
- > Approximate weight: 20kg/m2.




FLAMEPROOF MULTIPURPOSE DOOR

Effective barrier at flames, maximum security



RAL 7038 Gris



DOOR FRAME

- > Made of 1.2mm thick galvanised steel with reduced thermal conductivity.
- > Special ASTURMADI designed Z-shaped jambs and lintels (also available in reversible format).
- > The 230x1.5 mm cold-laminated steel fixing anchors can be used on any kind of wall.
- > Includes 50x2.5 mm sheet steel separators.

FINISHES

- > The sheet is painted with thermosetting epoxy powder.
- > 100 microns thick paint coat on the leaf and 120 microns on the frame.
- > Standard colour: grey RAL 7038.
- > White RAL 9010 without additional costs (consult).
- > Full RAL color chart (consult).
- > Decora finishes available (consult).

STANDARD ACCESSORIES

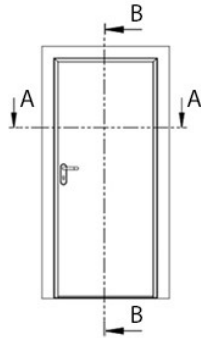
- > 3mm thick galvanised steel hinges, secured to the leaf with M6x16 zinc-plated screws. The lower hinge is self-closing
- > 15x2mm graphite intumescent seal that expands 25 times its size at $T_a > 150^\circ\text{C}$.
- > Reversible fire-resistant mortise lock, protected by two fiberglass-reinforced gypsum sheets.
- > 40x40 brass cylinder and 3 keys.
- > Handles
 - Anti-snap fire rated handles with steel core and fusion covered.
 - Nylon covered steel shields.
 - Includes screws.



FLAMEPROOF MULTIPURPOSE DOOR

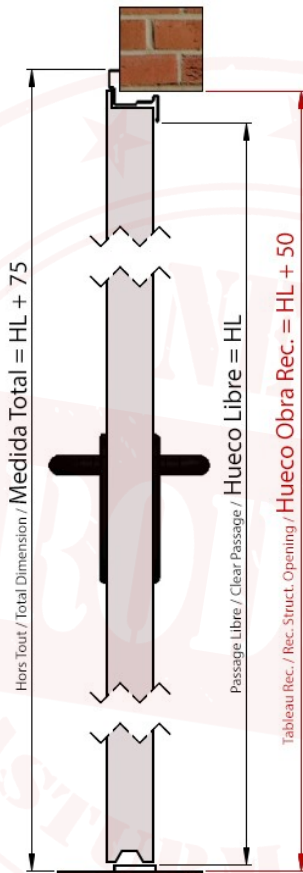
Effective barrier at flames, maximum security

MEASURES

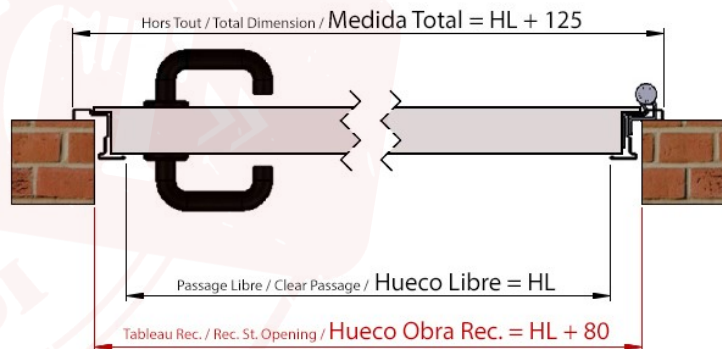


ANCHO STANDARD / Standard Width / Largeur Standard		
HUECO LIBRE Clear Passage Passage Libre	HUECO OBRA RECOMENDADO Recommended Structural Opening Tableau Recommandé	MEDIDA TOTAL Total Dimension Hors Tout
600	680	725
700	780	825
810	890	935
900	980	1025
930	1010	1055
1000	1080	1125
1100	1180	1225
1200	1280	1325

ALTO STANDARD / Standard Height / Hauteur Standard		
HUECO LIBRE Clear Passage Passage Libre	HUECO OBRA RECOMENDADO Recommended Structural Opening Tableau Recommandé	MEDIDA TOTAL Total Dimension Hors Tout
2000	2050	2075
2100	2150	2175



SECCIÓN B-B
section B-B
section B-B

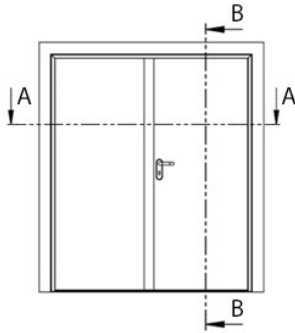


SECCIÓN A-A
section A-A
section A-A

FLAMEPROOF MULTIPURPOSE DOOR

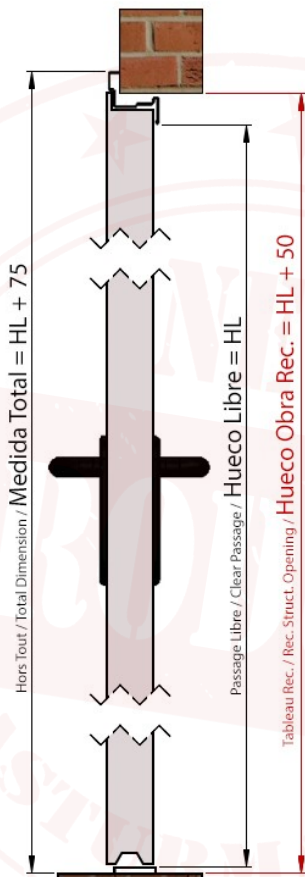
Effective barrier at flames, maximum security

MEASURES

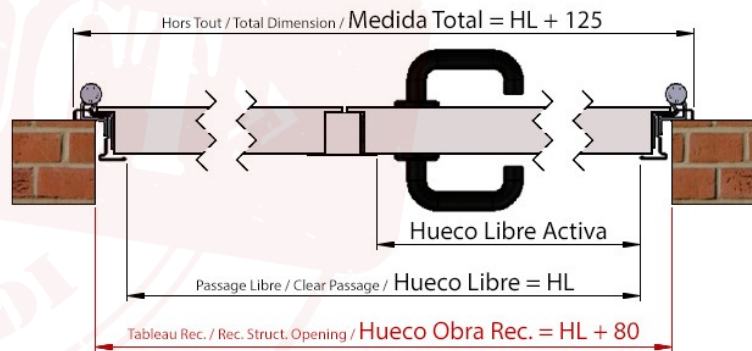


ANCHO STANDARD / Standard Width / Largeur Standard					
HUECO LIBRE Clear Passage Passage Libre			HUECO OBRA RECOMENDADO Recommended Structural Opening Tableau Recommandé	MEDIDA TOTAL Total Dimension Hors Tout	
ACT	PAS	=			
600	600	1245	1325		1370
700	600	1345	1425		1470
700	700	1445	1525		1570
810	700	1555	1635		1680
810	810	1665	1745		1790
900	810	1755	1835		1880
900	900	1845	1925		1970
1000	900	1945	2025		2070
1000	1000	2045	2125		2170
1100	1000	2145	2225		2270
1100	1100	2245	2325		2370

ALTO STANDARD / Standard Height / Hauteur Standard		
HUECO LIBRE Clear Passage Passage Libre	HUECO OBRA RECOMENDADO Recommended Structural Opening Tableau Recommandé	MEDIDA TOTAL Total Dimension Hors Tout
2000	2050	2075
2100	2150	2175



SECCIÓN B-B
section B-B
section B-B



SECCIÓN A-A
section A-A
section A-A